Adapterpcb board dimensions for i-PAN5_V1R2 - Keith & Koep GmbH

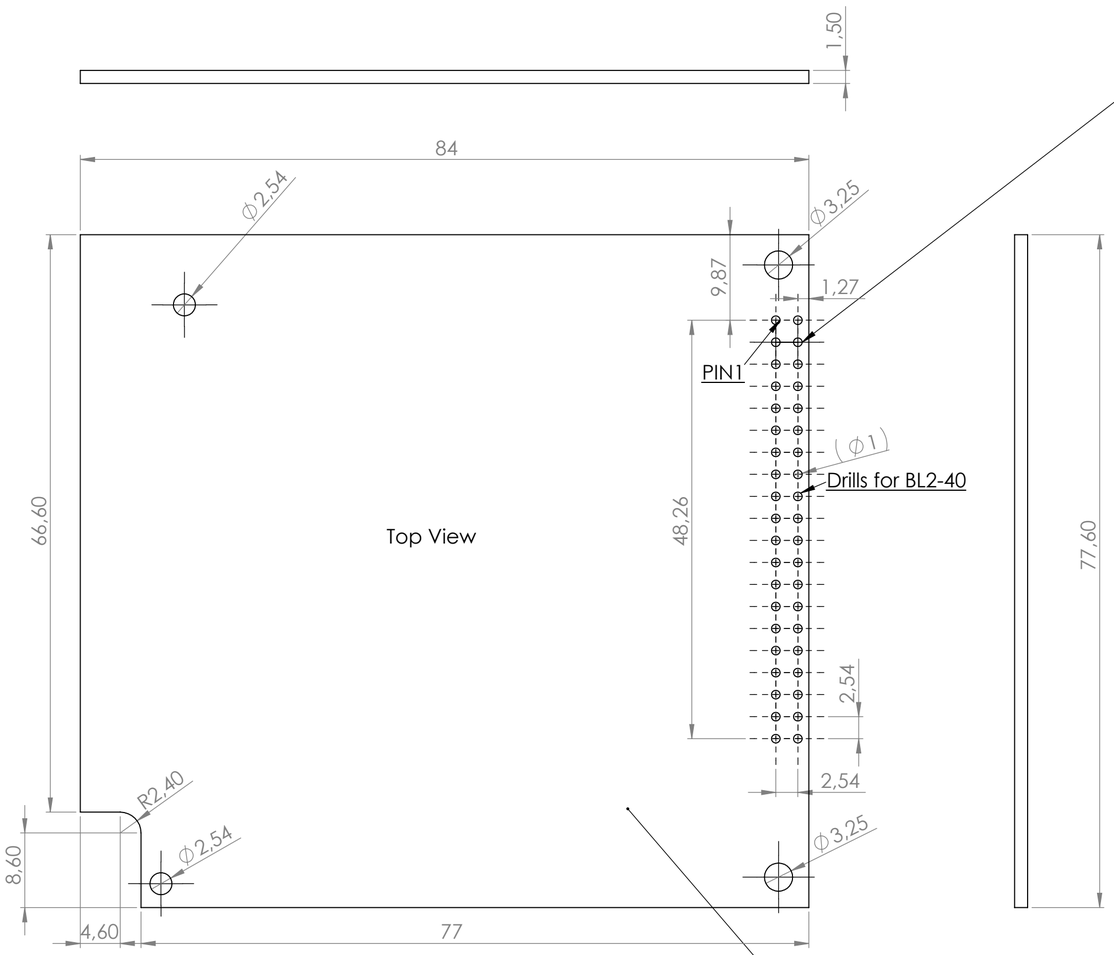

Possible Connectors:

-Fischer Buchsenleiste (Female Connector): BL2-40 2.54mm Distance between i-PAN5 PCB and Adaption PCB: 12mm
-Fischer Buchsenleiste (Female Connector): BL LP2-40 2.54mm Distance between i-PAN5 PCB and Adaption PCB: 10mm

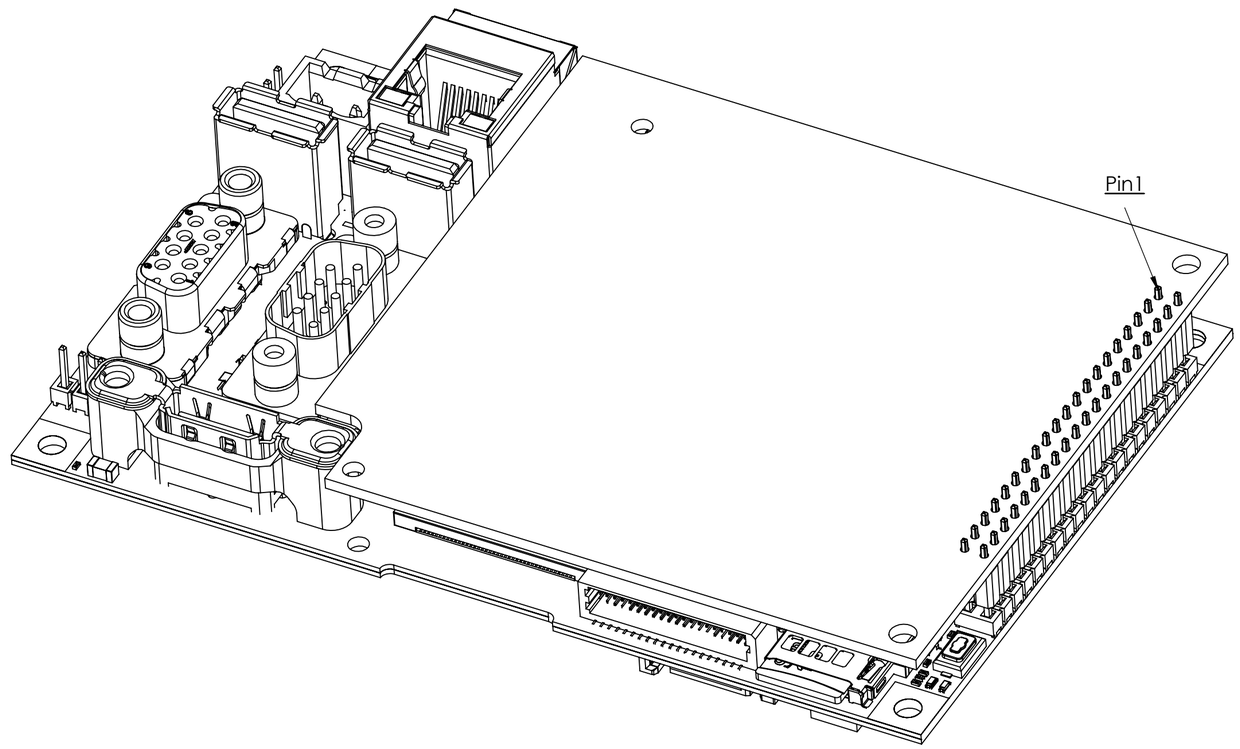

Scale= 2:1, Units: mm

Signal	Pin	Pin	Signal
GND	1	2	GND
+5V	3	4	+5V
VIN_FUSED	5	6	VIN_FUSED
+3V3	7	8	+3V3
PWM1	9	10	HEADPHONE_R
HEADPHONE_L	11	12	HEADPHONE_GND
LINEIN_L	13	14	LINEIN_R
MIC_OUT	15	16	MIC_GND
UART3_TXD	17	18	UART3_RXD
GP_POWERFAIL	19	20	AD3
AD0	21	22	AD1
SPEAKER_L	23	24	SPEAKER_R
SPDIF_IN__PSWITCH_EN	25	26	SPDIF_OUT
\RESET_OUT	27	28	\RESET_IN
i2C2_SCL	29	30	I2C2_SDA
(CAN1_TX)	31	32	(CAN1_RX)
CAN2_TX	33	34	CAN2_RX
SDIO3_DATA0__SPI2_MISO	35	36	SDIO3_DATA1_SPI2_SSO
SDIO3_DATA2_SPI_SS1	37	38	SDIO3_DATA3__SPI2_SS2
SDIO3_CLK__SPI2_SCLK	39	40	SDIO3_CMD__SPI2_MOSI

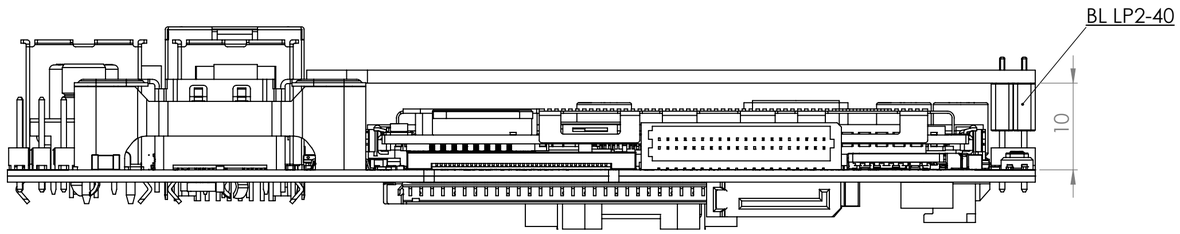

Firma:
Keith & Koep GmbH
Uellendahler Str. 199
42109 Wuppertal
Germany

Ansprechpartner:
Herr Torben Zeleny
+49 202 25253 22
t.zeleny@keith-koep.com

ZEICHNUNG:
Adaption

WERKSTOFF:

BLATT 1 VON 1